



# Basic Passport Checks

Home Office

**Identity &  
Passport Service**



Cases of document fraud involving the UK passport should be reported to the Identity and Passport Service. This includes altered or counterfeited UK passports and instances in which it is suspected that a person might not be entitled to the UK passport that they have presented. Please forward the details via email to [oiu@ips.gsi.gov.uk](mailto:oiu@ips.gsi.gov.uk) giving your contact information.

# Passports Introduced in 1988

New UK passport designs are introduced through a phased roll-out. Older style passports were issued after the introduction of this design. These will continue to be valid until their stated expiry date.

## Key Information

- **Validity**

Adults, a maximum of 10 years.  
Children, a maximum of 5 years.

- **Size**

Approximately 125x88 mm.

- **Number of pages**

Standard issue book is 32 pages.  
Business book is 48 pages.

- **Location of the data page**

Page 32.

- **Laminate**

Rear endpaper, sewn in, clear laminate with printing.

- **Photograph**

Conventional photograph, attached by adhesive patch.

- **Numbering**

9 digits, printed on page 1. These are entered on the rear endpaper in the same style as the personal details.

- **Observations**

On later versions of this passport European Community was changed to European Union and the name of the authority on the rear endpaper was changed from 'Issuing Office xxx' to 'United Kingdom Passport Agency' for those issued in the UK.

## Extra Checks

- The stitching thread is white and should not fluoresce in UV light.
- The front endpaper is printed in burgundy intaglio (raised printing).


## Note

- Passports issued overseas may not be machine readable (they will not have numbers/chevrons etc printed on the biodata page).
- Different versions of this passport exist (e.g. Jersey, Isle of Man, Gibraltar, British Virgin Islands and other UK territories).

# Passports Introduced in 1988



Passport cover



Biodata page in normal light



Front endpaper and page 1 in normal light



UV reaction of front endpaper and page 1



UV reaction of centre pages



Watermark



Printing on the laminate



UV reaction of biodata page

# Passports introduced in 1998

New UK passport designs are introduced through a phased roll-out. Older style passports were issued after the introduction of this design. These will continue to be valid until their stated expiry date.

## Key Information

- **Validity**

Adults, normally 10 years up to a maximum of 10 years 9 months.  
Children, normally 5 years up to a maximum of 5 years 9 months.

- **Size**

Approximately 125x88 mm.

- **Number of pages**

Standard issue book is 32 pages.  
Business book is 48 pages.

- **Location of the data page**

Page 31.

- **Laminate**

Page 31 (or 47), sewn in, clear laminate with hologram on a patch.

- **Photograph**

Digitally printed.

- **Numbering**

9 digits, printed on page 1. These are entered on the biodata page in the same style as the personal details.

- **Observations**

A UV visible daffodil motif can be seen on some visa pages, but not all. The destriperf (laser perforation) creates a patterned hole through the page.

## Extra Checks

- The holograms are on a photo-sized patch attached to the underside of the laminate.
- The stitching thread is white and should fluoresce yellow in UV light.
- The front and rear endpapers are printed in green and blue intaglio (raised printing).

## Note

- Different versions of this passport exist (e.g. Jersey, Isle of Man, Gibraltar, British Virgin Islands and other UK territories).

# Passports Introduced in 1998



Passport Cover



Biodata page showing desriptperf



UV reaction of front endpaper



UV reaction of rear endpaper



Latent image




Watermark pages 1-2 and 31-32




Watermark visa pages



UV reaction of some visa pages



Hologram patch



Hologram views

# Passports Introduced in 2006

New UK passport designs are introduced through a phased roll-out. Older style passports were issued after the introduction of this design. These will continue to be valid until their stated expiry date.

## Key Information

### Validity

- Adults, normally 10 years up to a maximum of 10 years 9 months.
- Children, normally 5 years up to a maximum of 5 years 9 months.

### Size

- Approximately 125x88 mm.

### Number of pages

- Standard issue book is 32 pages.
- Business book is 48 pages.

### Location of the data page

Page 31

### Laminate

- Page 31 and 32, sewn in, clear laminate with UV visible printing and holograms on page 31.

### Photograph

- Digitally printed.

### Numbering

- 9 digits, printed on page 1. These are entered on the biodata page in the same style as the personal details. The serial number is perforated through pages 1-30 (1-46 in business book).

### Observations

- An electronic chip and antenna is visible on page 32 (48).

### Extra Checks

- The holograms are on three patches attached to the underside of the laminate on page 31.
- The stitching thread is red, white and blue and fluoresces yellow and red in UV light.
- The front and rear endpapers are printed in green, burgundy and blue intaglio (raised printing).

### Note

- The laminate on page 32 fluoresces strongly.
- Different versions of this passport exist (e.g. Jersey, Guernsey, Isle of Man, Gibraltar).
- The holes of the laser perforated number are larger at the front of the book and reduce in size to the back.



# Passports Introduced in 2006



Passport cover



Biodata page in normal light



Front endpaper in normal light




Rear endpaper in normal light



UV reaction of endpapers



Latent image



Page 1 in normal light




Watermark on biodata page




Watermark visa pages


# Passports Introduced in 2006



Laser perforated number



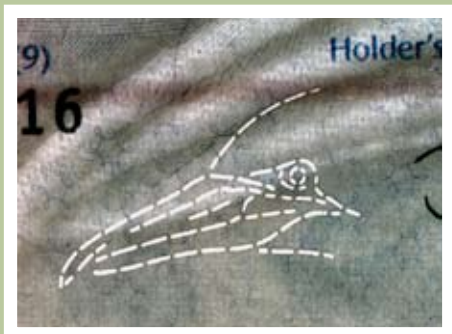
UV reaction of visa pages



Stitching thread



Hologram patches



Destriperf (laser perforated pattern)



Biodata in UV light

# Passports introduced in 2010

New UK passport designs are introduced through a phased roll-out. Older style passports were issued after the introduction of this design, these passports will continue to be valid until their stated expiry date.

## Key information

### Validity

- Adults, normally 10 years up to a maximum of 10 years 9 months.
- Children, normally 5 years up to a maximum of 5 years 9 months.

### Size

- Approximately 125x88 mm.

### Number of pages

- Standard issue book is 32 pages.
- Business book is 48 pages.

### Location of the biodata page

- Page 2

### Laminate

- Page 2 contains a thin film patch that is clear in colour but has UV visible printing and holograms contained within it. Page 3 is not laminated.

### Photograph

- Digitally printed on pages 2 and 3

### Numbering

- 9 digits, printed on page 1. These are entered on the biodata page (page 2) in the same style as the personal details.
- The serial number is perforated from page 1 through to the rear cover of the passport.
- The thin film patch contains a unique serial number which consists of 3 alpha characters and 4 numeric followed by a check symbol. This number is located beneath the holder's image should not be confused with the 9 digit passport number.

### Observations

- Passport visa pages feature a cross-page security printed design.
- A secondary image of the passport holder is located on page '3' of the passport.
- Additional information about the passport holder is written on page '3' of the passport.
- A check symbol is included within the laser perforated passport number. This symbol is not replicated within the printed serial number of the book on pages 1 and 2 and differs to the check symbol that is present for each thin film patch.
- Observation data is bounded above and below by lines consisting of a unique character.
- The passport stitching method utilises a process that is different to any previous UK passport.
- The gold foil on the front cover is more lustrous than that of the previous UK passport.
- Where the passport holder does not require any additional data to be inserted into the passport, the passport observations page (page 3) will read "THERE ARE NO OFFICIAL OBSERVATIONS"


### Laminate

- Page 2 contains a thin film patch that is clear in colour but has UV visible printing and holograms contained within it. Page 3 is not laminated.

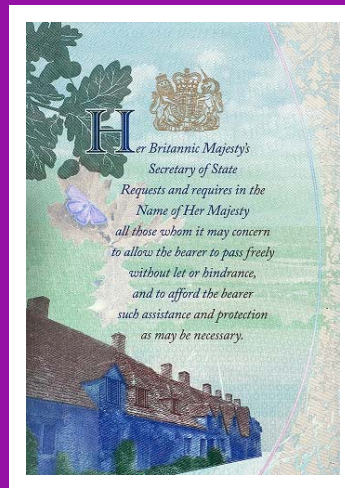
### Note

- The biodata (personal details) page is at the front of the passport and located on page 2.
- The passport chip is located in the cover of the passport.
- The invisible printing of the laminate fluoresces strongly.
- The laser perforated number consists of variable hole shapes (circle, square and triangle).


# Passports introduced in 2010



Passport cover



Front endpaper (normal light)



Rear endpaper (normal light)



Front endpaper (UV light)



Biodata and Observation page (normal light)



Biodata page (UV light)



Observation page (UV light)

# Passports introduced in 2010



Visa page, cross-page design (normal light)



Visa page, cross-page design (UV light)



Biodata page (watermark)



Visa page (watermark)




See-through feature (Page 1/Biodata page)



See-through feature (Visa pages)



Holographic elements of thin film patch



Variable hole shaped laser perforated numbering/  
Stitching thread (normal light)/  
Stitching thread (UV light) respectively

# Passports introduced in 2010



Raincheck feature



Candy stripe fibres (normal and UV light respectively)



Latent image of 'UK' (front endpaper)



Latent image of 'ICAO' logo (front endpaper)



The logo for the Home Office, featuring a purple arc above the text "Home Office".

Home Office

**Identity &  
Passport Service**

© Copyright 2007 Identity and Passport Service. No part of this document may be reproduced, published or disclosed in whole or in part, by any means: mechanical, electronic, photocopying, recording or otherwise, including requests under the freedom of Information Act, without the prior written permission of Identity and Passport Service.